

DSA-Sec Parents Outreach

24 April 2026

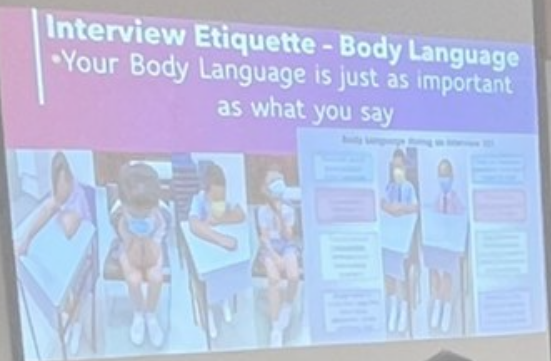


Shuqun Primary School

A decorative orange wavy line starts from the left edge, loops around a green circle, and then continues as a series of waves across the bottom of the page.

Navigating the DSA Journey

A parent's guide to nurturing passion, building life skills, and protecting your child's wellbeing.



PROGRAMME FLOW

- 1) Principal's sharing
- 2) Parents & Students Sharing
- 3) Q&A

CONTENTS

- ❑ **What is DSA?**
- ❑ **Experiences and commitment in secondary school**
- ❑ **Support for students who are interested to apply for DSA.**

What is DSA-Sec?

2024

DSA-Sec provides a pathway for students to gain admission to secondary schools based on their interests, aptitude, and potential, beyond their performance at PSLE.

If your child is admitted to a secondary school through DSA-Sec, they are **not** allowed to:

- Submit school choices during the Secondary 1 (S1) posting process.
- Transfer to another school. They **must** commit to their chosen school for the duration of the programme.

However, the DSA-Sec is not a pathway that suits every student.

To determine if DSA-Sec is an appropriate pathway for your child, you should carefully consider your child's strengths and interests, and the school's programmes and their ability to develop specific talent.

See DSA as a marathon, not a sprint.

The true value of the Direct School Admission process isn't just securing a spot. The process itself builds transferable life skills—communication, teamwork, and resilience—that your child will carry forward regardless of the final outcome. Start early, but gently.

Who can apply?

P6 students can apply for DSA-Sec based on a wide range of talents, including:

- Sports and games
- Visual, literary and performing arts
- Debate and public speaking
- Science, mathematics and engineering
- Languages and humanities
- Uniformed groups
- Leadership

Key Dates

1. Apply

Submit your child's application online through the DSA-Sec Portal from **11 am 6 May to 4.30 pm, 2 June**

2. Attend interviews, auditions or trials

Different schools have different selection processes. If shortlisted, your child will have to attend interviews, auditions or trials. Students will receive outcomes directly from schools by 28 August 2026.

3. Select preferred schools

If your child has at least one Confirmed Offer or a Wait List offer, you will receive an SMS and email notification via Postman.gov.sg in mid-October 2026 to submit your school preference.

If your child is not successful in the DSA-Sec application, they will take part in the S1 Posting after the release of PSLE results.

DSA Selection Phase

2024

- Under DSA, students apply to join a secondary school before PSLE. After the application, students will have to undergo an interview or more, to be selected to join the secondary school (June Holidays to Term 3). They could be asked to:
 - Sit for an aptitude test
 - Take part in a trial or audition
 - Take part in a group interview
 - Share on the portfolio (if requested for)
 - Upon successful application, students will be offered a chance to join the secondary school (partially based on PSLE results).

PSLE Posting Exercise

2024

After the PSLE, students will be informed if:

- They are accepted (have to confirm whether they are accepting the offer from the DSA schools)
- They are provisionally accepted (pending PSLE results after which students can decide whether to accept or reject the offer)
- Rejected (PSLE results will determine if they qualify for the school but they are not obliged to offer the DSA area they vied for)
- After PSLE results are released, students are given the PSLE certificates and an option form to apply for the schools that they qualify for.
- After 3-4 weeks, the posting results are released, and students learn about which school they will go to.

What to do if your child is interested?

- Research:** Using SchoolFinder and the school's website, check what the school offers
- Shortlist:** List down the schools that are suitable for you (Only 3 applications)
- Preparation:** Prepare your certificates/medals/participation in competitions/portfolios
- Application:** Check the DSA application timeframe

The Three Pillars of a Successful DSA

Pillar 1: The Right Fit

Choosing passion and alignment over prestige

Pillar 2: Authentic Preparation

Documenting growth and nurturing soft skills

Pillar 3: Emotional Anchoring

Protecting wellbeing and preventing burnout

School Expectations

- ✓ *Continued commitment to CCA or area of strength*
- ✓ *Character First*




What to do once your child has applied for DSA?

After application

2024

- **Preparations** – Organise your qualifications/portfolio/medals or participation of competition, where relevant
- **Be alert for the notifications** – Interview date
- **Prepare for the interview** – Prepare an introduction of yourself and your relevant DSA application
- **Practise for the interview** – Get your parent/teacher to practise the interview with you

Authenticity Beats Memorization



The Trap: No model answers or AI-generated scripts. Prepared remarks are brittle and easily exposed if a child stumbles under pressure.




The Solution: Coach, don't script. Help them find their own voice to articulate achievements. Practice body language—coach them to channel nervous tics into expressive, confident gestures.

Support for students who are interested

- ❑ General Briefing for Students: 7 April 2026
- ❑ Parents Outreach: 30 April 2025 (TODAY)
- ❑ Training for students who are interested by Teachers and Alumni : 3 June (Wed) 12.30pm-1.30pm
- ❑ Specialised Training for students who are interested from 12.30pm-1.30pm
 - Academics & Sports Domain: 4 June (Thu)
 - Leadership & Arts Domain: 5 June (Fri)

The Portfolio is a Story of Growth



Stage 1: Foundational Skills
(e.g., observation, use of space).



Stage 2: Exploration & Perseverance
(willingness to explore painting,
digital art, or sculpture).



Takeaway: Selectors aren't just looking for static final products; they are looking for a documented trajectory and teachability.

Points to note

2024

- Find out more from the DSA website
- Keep tab of your child's DSA interviews/selection tests and keep the School and Form Teachers informed.

The Mindset Shift

The Rat Race

Focus:
Winning the Spot

Selection:
Prestige & Proximity

Preparation:
Memorized AI Scripts

Timeline:
Last-minute Cramming

The Authentic Journey

Focus:
Gaining Life Skills

Selection:
Academic Fit & Culture

Preparation:
Finding Their Own Voice

Timeline:
Gentle, Multi-year Exploration

Prioritize Academic Alignment Over Prestige



A successful DSA is a **4-year commitment** in secondary school. The child must **genuinely** find joy in the talent area. Crucially, select a school whose **cut-off score aligns with your child's current academic level**. Choosing prestige over fit often leads to future stress, with some students struggling or even dropping out due to academic pressure.



The Foundation of Unconditional Support

Remove the undue pressure of performance. Reassure your child—explicitly and often—that your love, pride, and support do not change, regardless of whether they receive a DSA offer.

Your Ultimate Guiding Question

**Will my child be happy
doing this for the next
four years?**

Whenever you are in doubt, overwhelmed by advice, or tempted by school prestige, return to this single question.

Preparing for the Marathon Ahead



Focus on the journey. Celebrate the transferable life skills and growth your child gains at every step.



Guide, don't script. Let their authentic voice and natural teachability shine through in portfolios and interviews.



Protect their energy. Anchor them in unconditional support and constantly monitor for burnout.